

EXPONA[®]

EXPONA COMMERCIAL

Inspired premium flooring designs

objectflor – Heading in new directions together.

The pace of life is becoming faster and faster. Rushing, hurrying, scurrying, rolling, running. Everyone's on the move. And that rarely fails to leave its mark on floors. Floors must be able to withstand all that. That's why we've enhanced EXPONA COMMERCIAL, currently part of our proven EXPONA collection. EXPONA COMMERCIAL is the flooring that can withstand stress and wear.

EXPONA COMMERCIAL is an heavy-hard-wearing Dry back design floor. For all areas subjected to heavy footfall. Very easy to lay. And extremely appealing to the eye.

We know that ambitious planners, architects and building owners like to stray from the beaten path. The path that we follow is one of innovative products, new designs and an almost infinite number of ways to mix and match. Why not see for yourself?

EXPONA®



EXPONA COMMERCIAL

With EXPONA COMMERCIAL, objectflor is on a firm footing:
with 80 exclusively developed, authentic designs.

With all the dynamism that we endeavour to keep pace with on a daily basis: At objectflor, our goals are quality, quick laying, an attractive appearance and enduring charm. On all commercial premises where the floors are subjected to heavy-duty use and wear. That includes in commercial premises construction, in shops and in hotels. Is that what you're looking for? If so, then here you have a choice of impactful effect decors or extremely authentic wood and stone finishes like you'd also find in nature.

Our more than 20 years of experience is literally at your feet. But there's much more: all sorts of newly developed designs for EXPONA COMMERCIAL. Exclusively the work of designers and leading decor printers. Always based on sophisticated objectflor Dry back tiles and planks, a major advantage are the outstanding maintenance properties. That's how a good-looking, hard-wearing PVC floor should be. And at the same time always pleasantly quiet.

- Product Page 4
- Collection overview Page 10
- Blond Page 12
- Light Page 26
- Eroded Page 40
- Style Page 52
- Metro Page 66
- Contrast Page 80
- Dusky Page 94
- Auburn Page 108
- Service Page 120
- Design Page 122
- Accessories Page 130
- Technical data Page 133
- Environment Page 134



Design. The eye counts. And at the same time, the ear listens.

But if stone then sounds quiet, if wood really does turn out to be low-maintenance and hard-wearing, that means our designers have been at work. We bring together the natural beauty and the benefits of low-maintenance and audibly convincing PVC floors. The result is design floorings with the typical texture of stone, wood or metal. Whatever you're looking for. Our ideas originate directly from outdoors, from real life. And that's why this is also reflected in the results – always complementing commercial premises where there's plenty of movement, people, hustle, bustle and change.



We even go one big step further: Our international design team is today already researching what's in store for the years ahead. That keeps us ahead of the trends. And always waiting in the wings with innovative design floorings, new interpretations of classics and with our own developments, expressions, textures and colours whenever there's a need for innovative room concepts.

EXPONA COMMERCIAL – Efficient for good reason.

We as market leaders, continually aim to set trends while making quality and efficiency our priority. Particularly for surfaces subjected to heavy footfall. This is where the harmonious symbiosis of high-quality decorative film and true-to-nature surface embossing can be seen. Planners and developers value our over 20 years of experience. We take our inspiration from original materials – opening up for you a realm of designs that would be unimaginable with the real thing. The decorative films, crucial to the remarkably natural appearance of the designs, are printed onto the decorative layer with up to six separate ink cylinders and carefully selected special inks. This makes the colour reproduction uniquely brilliant. We have included 19 different surface textures within the EXPONA COMMERCIAL range, carefully selected to match each decor. The decor basis is a form of reproduction involving photographic techniques. The result is a magnificent range of 80 designs, including 52 wood designs, 14 stone looks and 14 impressive effect designs.

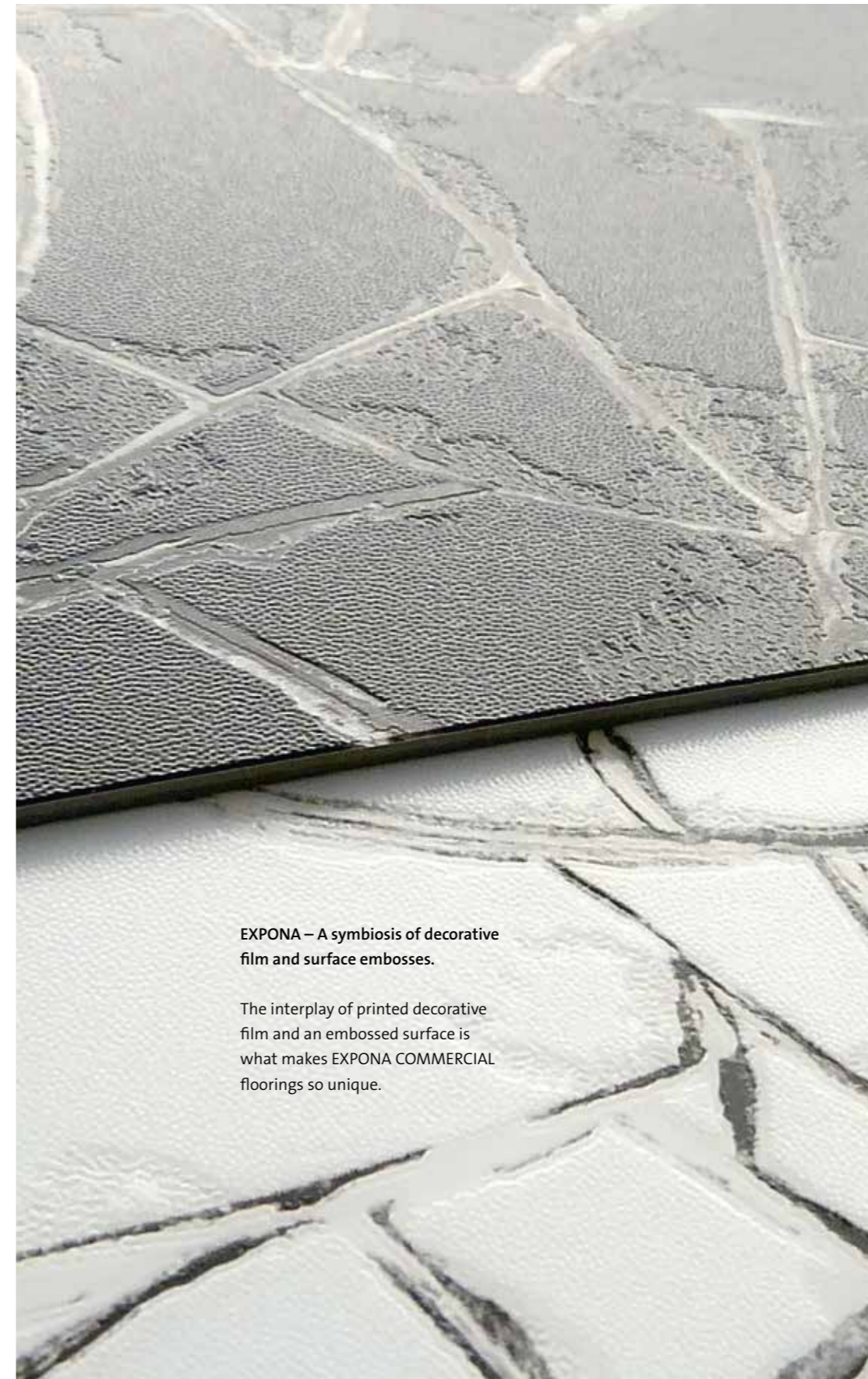
EXPONA COMMERCIAL flooring is of the highest quality. Perfect for impressive room concepts and at the same time easy to lay, and of course with „waterjet cutting“ technology for custom designs. Every floor laid is unique. Just like in nature. But: much more hard-wearing due the qualities of PVC.

EXPONA COMMERCIAL tiles and planks are impressive with a total thickness of 2,5 mm and a top layer thickness of 0,55 mm. They are comprised of several layers that are thermally pressed and thus firmly connected.

EXPONA COMMERCIAL flooring is easy to clean. The surface receives an excellent and permanent PUR treatment before it even leaves the factory. They are impervious to moisture and dirt. And they are very pleasantly quiet when walked on. Our certified floorings are bio-based, which means that they contain only phthalate-free and bio-based plasticisers.

Design flooring for commercial areas

- DRY BACK**
 Dry back design flooring
- WEAR LAYER 0,55**
 Particularly efficient thanks to optimum top layer thickness
- NR. 1**
 The first choice for commercial areas
- LONG LIFE**
 Durable flooring
- 80 DESIGNS**
 80 exclusively developed and protected designs
- Authentic surface textures**
- Tiles and planks in twelve different formats and format mixes**
- High pressure stability, material firmly pressed**




EXPONA – A symbiosis of decorative film and surface embosses.

The interplay of printed decorative film and an embossed surface is what makes EXPONA COMMERCIAL floorings so unique.



EXPONA COMMERCIAL composition

EXPONA COMMERCIAL tiles and planks consist of several layers that are thermally pressed and thus firmly connected. The surface is given a PUR treatment before it leaves the factory.






EXPONA COMMERCIAL

Be inspired and dive into
a whole universe
of new decors and surfaces.



EXPONA COMMERCIAL – Efficient design flooring.

You can find more information about your favourite decor in the set listed below the image and on the corresponding pages.



5094 Set: Contrast Page 88, 89, 124, 125
 5045 Set: Contrast Page 85, 92, 125
 4033 Set: Contrast Page 85, 90
 5058 Set: Metro Page 74, 79
 5068 Set: Metro Page 78
 4104 Set: Metro Page 71, 79
 4021 Set: Light Page 30, 37



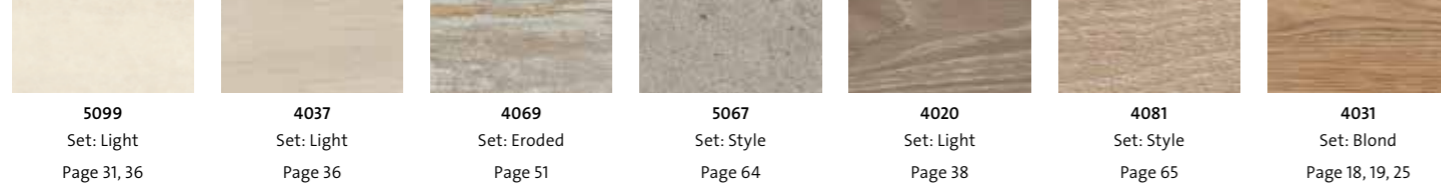
5104 Set: Style Page 56, 62, 126
 5065 Set: Eroded Page 44, 48
 5105 Set: Contrast Page 84, 91
 4071 Set: Eroded Page 45, 48
 4063 Set: Style Page 58, 65
 4082 Set: Style Page 59, 61
 4058 Set: Light Page 32, 33, 37



5054 Set: Style Page 54, 55, 62, 125
 5093 Set: Contrast Page 87, 93
 5055 Set: Style Page 54, 55, 62, 125
 4108 Set: Style Page 57, 64
 5064 Set: Style Page 59, 65
 4034 Set: Light Page 38
 4017 Set: Blond Page 24, 130



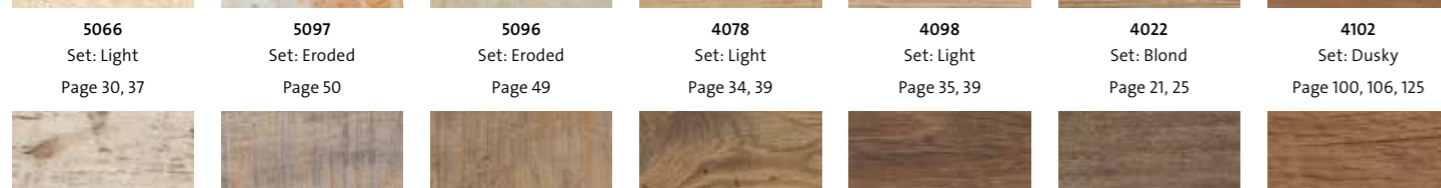
5099 Set: Light Page 31, 36
 4037 Set: Light Page 36
 4069 Set: Eroded Page 51
 5067 Set: Style Page 64
 4020 Set: Light Page 38
 4081 Set: Style Page 65
 4031 Set: Blond Page 18, 19, 25



5066 Set: Light Page 30, 37
 5097 Set: Eroded Page 50
 5096 Set: Eroded Page 49
 4078 Set: Light Page 34, 39
 4098 Set: Light Page 35, 39
 4022 Set: Blond Page 21, 25
 4102 Set: Dusky Page 100, 106, 125



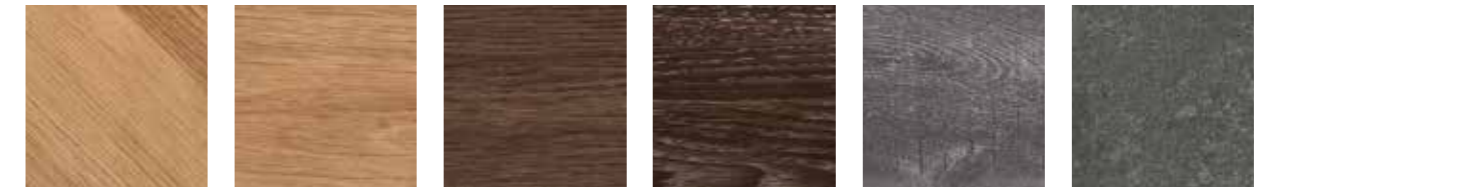
4107 Set: Eroded Page 46, 47, 51, 130
 4103 Set: Eroded Page 49
 4106 Set: Eroded Page 42, 43, 51
 4101 Set: Light Page 28, 29, 39, 128
 4088 Set: Dusky Page 102, 103
 4019 Set: Dusky Page 101, 103
 4087 Set: Dusky Page 106



4109 Set: Dusky Page 99, 106, 128
 4066 Set: Auburn Page 112, 117
 4089 Set: Auburn Page 112, 116
 5079 Set: Style Page 60, 61
 5102 Set: Metro Page 72, 73, 76
 5056 Set: Metro Page 75, 77
 4067 Set: Contrast Page 86, 93, 126



4111 Set: Blond Page 16, 23, 128
 4085 Set: Blond Page 23
 4030 Set: Dusky Page 104
 4036 Set: Dusky Page 105
 4032 Set: Contrast Page 90
 5059 Set: Style Page 63



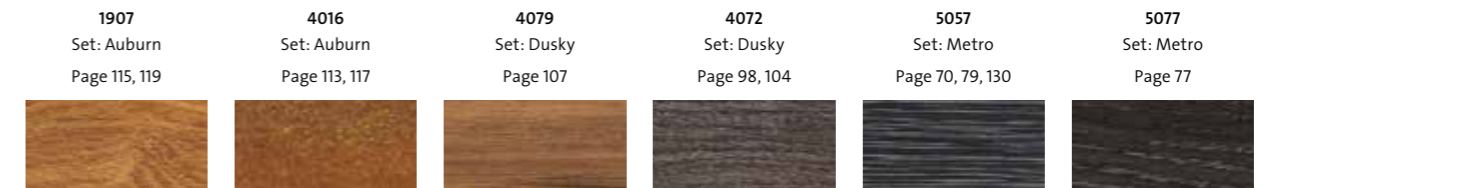
4099 Set: Blond Page 20, 21, 25
 1902 Set: Blond Page 14, 15, 22, 96, 97, 125
 4112 Set: Dusky Page 96, 97, 107, 125, 128
 4064 Set: Dusky Page 101, 105
 5069 Set: Metro Page 74, 77
 5101 Set: Metro Page 68, 69, 78



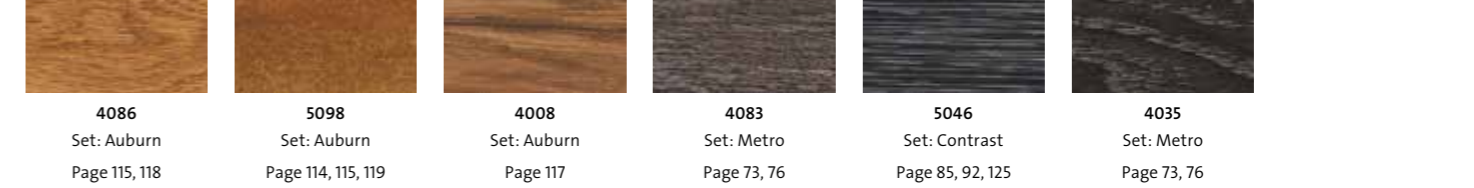
1907 Set: Auburn Page 115, 119
 4016 Set: Auburn Page 113, 117
 4079 Set: Dusky Page 107
 4072 Set: Dusky Page 98, 104
 5057 Set: Metro Page 70, 79, 130
 5077 Set: Metro Page 77



4086 Set: Auburn Page 115, 118
 5098 Set: Auburn Page 114, 115, 119
 4008 Set: Auburn Page 117
 4083 Set: Metro Page 73, 76
 5046 Set: Contrast Page 85, 92, 125
 4035 Set: Metro Page 73, 76



4057 Set: Blond Page 17, 22
 4091 Set: Auburn Page 110, 111, 119
 4023 Set: Auburn Page 112, 116
 4014 Set: Style Page 56, 63
 5095 Set: Contrast Page 88, 89, 124, 125
 5106 Set: Contrast Page 82, 83, 91
 4068 Set: Contrast Page 86, 93, 127



4109 Set: Dusky Page 99, 106, 128
 4066 Set: Auburn Page 112, 117
 4089 Set: Auburn Page 112, 116
 5079 Set: Style Page 60, 61
 5102 Set: Metro Page 72, 73, 76
 5056 Set: Metro Page 75, 77
 4067 Set: Contrast Page 86, 93, 126



4109 Set: Dusky Page 99, 106, 128
 4066 Set: Auburn Page 112, 117
 4089 Set: Auburn Page 112, 116
 5079 Set: Style Page 60, 61
 5102 Set: Metro Page 72, 73, 76
 5056 Set: Metro Page 75, 77
 4067 Set: Contrast Page 86, 93, 126



4109 Set: Dusky Page 99, 106, 128
 4066 Set: Auburn Page 112, 117
 4089 Set: Auburn Page 112, 116
 5079 Set: Style Page 60, 61
 5102 Set: Metro Page 72, 73, 76
 5056 Set: Metro Page 75, 77
 4067 Set: Contrast Page 86, 93, 126



4109 Set: Dusky Page 99, 106, 128
 4066 Set: Auburn Page 112, 117
 4089 Set: Auburn Page 112, 116
 5079 Set: Style Page 60, 61
 5102 Set: Metro Page 72, 73, 76
 5056 Set: Metro Page 75, 77
 4067 Set: Contrast Page 86, 93, 126



Blond Natural sun-bleached colours recall
sensations from past summers: warmth on the skin,
tickling under bare feet and brightness behind closed eyelids.

Back to Nature





1902
Classic Oak



1902
Classic Oak



4111
Golden Chevron Parquet



4057
Saffron Oak



4057
Saffron Oak



4031
Natural Brushed Oak

4031
Natural Brushed Oak




Blond takes centre stage here. A sparkle seems to accompany your footsteps, there's a tangible attraction. **Blond** is in the room, fills the room, flatters, invites you to linger. **Blond** always gets noticed. And makes a long-lasting, pleasant impression.



4057
Saffron Oak

4057
Saffron Oak
184,2 x 1524,0 mm
Surface embossing: Smooth wood structure



4057
Saffron Oak



1902
Classic Oak

1902
Classic Oak
101,6 x 914,4 mm
Surface embossing: Fine wood structure




1902
Classic Oak



4085
Light Classic Oak

4085
Light Classic Oak
152,4 x 1219,2 mm
Surface embossing: Wood structure




4085
Light Classic Oak







4111
Golden Chevron Parquet*

4111
Golden Chevron Parquet*
203,2 x 1219,2 mm
Surface embossing: Chevron wood structure



4111
Golden Chevron Parquet*

-  Bevelled edges
-  Plank
-  Tile
-  Pattern and/or colour variation

* Pack includes both left and right pattern (right/left orientation of the chevron pattern), no pattern repeat.

See laying instructions on Page 128



4017 & 2536
Blond Country Plank



4017
Blond Country Plank

4017
Blond Country Plank
152,4 x 914,4 mm
Surface embossing: Rustic wood structure




4017
Blond Country Plank



4022
Honey Ash

4022
Honey Ash
152,4 x 1219,2 mm
Surface embossing: Wood structure




4022
Honey Ash



4031
Natural Brushed Oak

4031
Natural Brushed Oak
203,2 x 1219,2 mm
Surface embossing: Wood structure




4031
Natural Brushed Oak



4099
Sherwood Oak

4099
Sherwood Oak
184,2 x 1219,2 mm
Surface embossing: Natural wood structure



4099
Sherwood Oak



Light

Gaze towards the light of the sun, and all gloom is quickly forgotten. It's replaced by a radiant brightness that promises deep purity and complete harmony.

Pure Serenity





4101
Everglade Oak

4101
Everglade Oak





4021
White Ash



5066
Porta Stone




Light
Pure Serenity

5099
Bister




4058
French Vanilla Oak

4058
French Vanilla Oak



4078
Shoreline Oak



4098
Oiled Oak



4078
Shoreline Oak



4098
Oiled Oak

This is how bright days look: radiantly beautiful, inviting and clear, full of positive energy. Light is very close to nature, with a clean and pure aura, and imparts a feeling of freshness in public areas. Light wherever you go.



5099
Bister

5099
Bister
457,2 x 914,4 mm
Surface embossing: Fine stone structure



4037
White Oak

4037
White Oak
152,4 x 914,4 mm
Surface embossing: Fine wood structure



5066
Porta Stone

5066
Porta Stone
609,6 x 609,6 mm
Surface embossing: Basalt stone structure



4021
White Ash





4021
White Ash
152,4 x 1219,2 mm
Surface embossing: Wood structure



4058
French Vanilla Oak

4058
French Vanilla Oak
184,2 x 1524,0 mm
Surface embossing: Smooth wood structure




-  Bevelled edges
-  Plank
-  Tile
-  Pattern and/or colour variation



5099
Bister




4037
White Oak



5066
Porta Stone



4021
White Ash




4058
French Vanilla Oak



4034
Light Elm

4034
Light Elm
152,4 x 914,4 mm
Surface embossing: Fine wood structure



4034
Light Elm



4020
Grey Ash

4020
Grey Ash
152,4 x 1219,2 mm
Surface embossing: Wood structure



4020
Grey Ash



4101
Everglade Oak

4101
Everglade Oak
184,2 x 1219,2 mm
Surface embossing: Natural wood structure




4101
Everglade Oak



4098
Oiled Oak

4098
Oiled Oak
184,2 x 1219,2 mm
Surface embossing: Natural wood structure



4098
Oiled Oak



4078
Shoreline Oak

4078
Shoreline Oak
184,2 x 1524,0 mm
Surface embossing: Smooth wood structure



4078
Shoreline Oak



Eroded

Visual storytelling:

Smooth surfaces disintegrate to give a glimpse into otherwise hidden places. The result is a dazzling image of the past, chock-full of memories and life.

Vintage Chic





4106
Bronzed Salvaged Wood



4106
Bronzed Salvaged Wood

Eroded
Vintage Chic



5065
Alabaster Stone



4071
Light Varnished Wood

Eroded
Vintage Chic



4107 & 5110
Natural Barnwood

4107
Natural Barnwood

Life lived to the full, character and a charm that's impossible to ignore – that's **Eroded**, with tones and textures that bring a warm glow into a room. That radiate style and timelessness, and in so doing deliver an invaluable boost of vibrancy to public areas.



5065
Alabaster Stone
609,6 x 609,6 mm
Surface embossing: Basalt stone structure



5065
Alabaster Stone



4071
Light Varnished Wood
152,4 x 1219,2 mm
Surface embossing: Rustic wood structure




4071
Light Varnished Wood



4103
Blue Salvaged Wood




4103
Blue Salvaged Wood
203,2 x 1524,0 mm
Surface embossing: Cross sawn structure







4103
Blue Salvaged Wood



5096
Distressed Gold Plate
457,2 x 914,4 mm
Surface embossing: Stone structure



5096
Distressed Gold Plate

-  Bevelled edges
-  Plank
-  Tile
-  Pattern and/or colour variation




5097
Distressed Copper Plate
457,2 x 914,4 mm
Surface embossing: Stone structure




4069
Beige Varnished Wood
152,4 x 1219,2 mm
Surface embossing: Rustic wood structure



4107
Natural Barnwood
184,2 x 1524,0 mm
Surface embossing: Rustic wood structure



4106
Bronzed Salvaged Wood
203,2 x 1524,0 mm
Surface embossing: Cross sawn structure





Style

Grown or built, smooth or rough, cool or warm:
Constructional, technical and artificial structures develop
their very own highly aesthetic visual style
and that sought-after industrial chic. **Industrial Textures**





Style
Industrial Textures

5054
Painted Cement

5055
Raw Cement

5054 & 5055
Painted Cement & Raw Cement



4014 & 5103
Silvered Driftwood




5104
Frosted Marble



4108
Grey Barnwood



4063
Grey Pine



5064
Warm Grey Concrete



4082
Grey Limed Oak

Just Fit



5079
Fossil Stone

5079
Fossil Stone
609,6 x 609,6 mm
Surface embossing: Basalt stone structure



5079
Fossil Stone







4082
Grey Limed Oak

4082
Grey Limed Oak
203,2 x 1219,2 mm
Surface embossing: Wood structure



4082
Grey Limed Oak

-  Bevelled edges
-  Plank
-  Tile
-  Pattern and/or colour variation



The rhythm of life, tempo instead of serenity, **Style** is perfect for rooms full of movement, meeting, progression. Cool tones and adventurous textures are the things that set the pace here. All the time leaving room for generous plans, surprising twists, leaps of imagination and pure serenity.

5104
Frosted Marble

Pack*
Surface embossing: Fine stone structure

5054
Painted Cement

203,2 x 1524,0 mm
Surface embossing: Basalt stone structure

5055
Raw Cement


203,2 x 1524,0 mm
Surface embossing: Basalt stone structure

5059
Amazonian Slate

Pack*
Surface embossing: Smooth wood structure

4014
Silvered Driftwood

203,2 x 1219,2 mm
Surface embossing: Relief wood structure



* Size Mix – Tiles are supplied in three widths and in various colour combinations. 30 tiles (12 tiles of 152,4 x 609,6 mm and 304,8 x 304,8 mm, and 6 tiles of 304,8 x 609,6 mm) per box. See laying instructions on Page 126




5067
Light Grey Concrete
609,6 x 609,6 mm
Surface embossing: Stone structure



5067
Light Grey Concrete



4108
Grey Barnwood
184,2 x 1524,0 mm
Surface embossing: Rustic wood structure



4108
Grey Barnwood



5064
Warm Grey Concrete
609,6 x 609,6 mm
Surface embossing: Stone structure



5064
Warm Grey Concrete




4063
Grey Pine
152,4 x 1219,2 mm
Surface embossing: Rustic wood structure



4063
Grey Pine



4081
Blond Limed Oak
203,2 x 1219,2 mm
Surface embossing: Wood structure



4081
Blond Limed Oak



Metro

A seemingly never-ending pallet of grey tones evokes associations of stone, concrete and steel, of architecture and technology.


The impressions merge with each other and form a living image of the city, whose heart never stops beating. **Grey Fusion**





5101
Industrial Steel

5101
Industrial Steel



5057 & 0036
Urban Slate



4104
Grey Salvaged Wood



4104
Grey Salvaged Wood



5102
Iron Ore



5102
Iron Ore



4083
Dark Limed Oak



4035
Black Elm



5058 & 5100
Dovetail Slate



5058 & 5100
Dovetail Slate



5069
Dark Grey Concrete



5056
India Ink Slate

5056
India Ink Slate



4083
Dark Limed Oak



4035
Black Elm



5102
Iron Ore



5077
Black Textile



5069
Dark Grey Concrete



5056
India Ink Slate

4083
Dark Limed Oak

203,2 x 1219,2 mm
Surface embossing: Wood structure



4035
Black Elm

152,4 x 914,4 mm
Surface embossing: Fine wood structure



5102
Iron Ore

457,2 x 914,4 mm
Surface embossing: Fine stone structure



5077
Black Textile

609,6 x 609,6 mm
Surface embossing: Textile structure




5069
Dark Grey Concrete

609,6 x 609,6 mm
Surface embossing: Stone structure

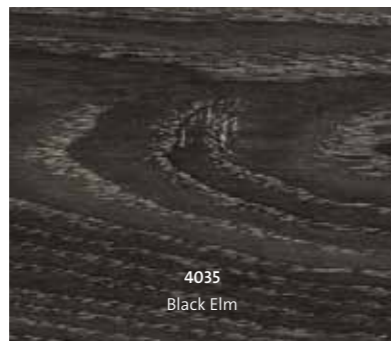


5056
India Ink Slate

304,8 x 914,4 mm
Surface embossing: Smooth wood structure



4083
Dark Limed Oak



4035
Black Elm



5102
Iron Ore



5077
Black Textile



5069
Dark Grey Concrete



5056
India Ink Slate

In **Metro**, the grey tones know no limits. And thereby set the counterpoint to the restlessness of everyday life. When grey is used, people, properties or products come into their own. Grey creates space. And in so doing opens up all planning possibilities. For designers who appreciate the nuances of tone.



5101
Industrial Steel
457,2 x 914,4 mm
Surface embossing: Fine stone structure



5101
Industrial Steel



5068
Cool Grey Concrete
609,6 x 609,6 mm
Surface embossing: Stone structure



5068
Cool Grey Concrete



5058
Dovestail Slate
304,8 x 914,4 mm
Surface embossing: Smooth wood structure



5058
Dovestail Slate




5057
Urban Slate
304,8 x 914,4 mm
Surface embossing: Smooth wood structure







5057
Urban Slate



4104
Grey Salvaged Wood
203,2 x 1524,0 mm
Surface embossing: Cross sawn structure



4104
Grey Salvaged Wood

-  Bevelled edges
-  Plank
-  Tile
-  Pattern and/or colour variation




Contrast

Black and white, light and dark –
the juxtaposition of contrasting extremes catches the eye.

Memorable textures and expressive patterns
are created that provide orientation and really have something to say.

Make a Statement





5106
Liquorice Parchment



5106
Liquorice Parchment

Contrast
Make a Statement



5105
Crystal Parchment



5105
Crystal Parchment



4033
Smoked Beam



5045 & 5046
Light Contour & Dark Contour



4067
Dark Recycled Wood



4068
Blue Recycled Wood



5093
Clay Mosaic



5093
Clay Mosaic

Contrast
Make a Statement



5094 & 5095
Arctic Mosaic & Granite Mosaic



5094
Arctic Mosaic**

5094
Arctic Mosaic**
609,6 x 609,6 mm
Surface embossing: Mosaic structure

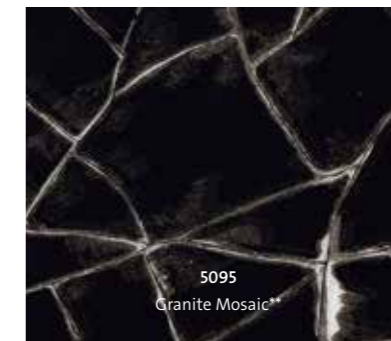


5094
Arctic Mosaic**







5095
Granite Mosaic**

5095
Granite Mosaic**
609,6 x 609,6 mm
Surface embossing: Mosaic structure



5095
Granite Mosaic**

Contrast is always a clear statement: about your own style, your planning signature. Boldness, texture and extravagance are the things that prepare the ground here in surprisingly new design expressions. How far do you want to go? It's in your hands.


-  Bevelled edges
-  Plank
-  Tile
-  Pattern and/or colour variation

**Not cut to repeat



4032
Burnt Beam

4032
Burnt Beam
152,4 x 914,4 mm
Surface embossing: Beam wood structure



4032
Burnt Beam



4033
Smoked Beam

4033
Smoked Beam
152,4 x 914,4 mm
Surface embossing: Beam wood structure



4033
Smoked Beam



5106 & 5105
Liquorice Parchment & Crystal Parchment



5106
Liquorice Parchment**

5106
Liquorice Parchment**
609,6 x 609,6 mm
Surface embossing: Parchment structure



5106
Liquorice Parchment**




5105
Crystal Parchment**

5105
Crystal Parchment**
609,6 x 609,6 mm
Surface embossing: Parchment structure



5105
Crystal Parchment**

**Not cut to repeat



5046
Dark Contour

304,8 x 914,4 mm
Surface embossing: Linear structure



5045
Light Contour

304,8 x 914,4 mm
Surface embossing: Linear structure



5093
Clay Mosaic**

609,6 x 609,6 mm
Surface embossing: Mosaic structure




4068
Blue Recycled Wood

Pack*
Surface embossing: Rustic wood structure



4067
Dark Recycled Wood

Pack*
Surface embossing: Rustic wood structure



* Size Mix – Planks are supplied in three widths and in various colour combinations. 36 planks (76,2 / 101,6 / 152,4 x 914,4 mm, 12 planks of each size) per box.

See laying instructions on Page 126

**Not cut to repeat




Dusky Living wood reveals its bizarre patterns
and textures even as dusk falls. Thanks to its very diverse markings,
its sometimes smooth, sometimes rough surfaces give the forest
a face with character. **Woodland Path**





4112
Tanned Chevron Parquet

4112 & 1902
Tanned Chevron Parquet & Classic Oak



4072
Brown Weathered Spruce



4109
Endgrain Woodblock



Dusky
Woodland Path

4109
Endgrain Woodblock



4102
Wild Teak



4102
Wild Teak



4064
Grey Heritage Cherry



4019
Weathered Country Plank




4088
Dark Classic Oak



4088
Dark Classic Oak

4088
Dark Classic Oak
152,4 x 1219,2 mm
Surface embossing: Wood structure




4088
Dark Classic Oak







4019
Weathered Country Plank

4019
Weathered Country Plank
152,4 x 914,4 mm
Surface embossing: Rustic wood structure



4019
Weathered Country Plank


Dusky brings amazing comfort into the home. Warm and impressive, the mild natural tones are pleasing to the eye, bring a feeling of calm to rooms, deliver warmth and heart into the home, and seem to tell stories about life wherever you set foot.

-  Bevelled edges
-  Plank
-  Tile
-  Pattern and/or colour variation



4030
Dark Brushed Oak

4030
Dark Brushed Oak
203,2 x 1219,2 mm
Surface embossing: Wood structure




4030
Dark Brushed Oak



4072
Brown Weathered Spruce

4072
Brown Weathered Spruce
203,2 x 1219,2 mm
Surface embossing: Rustic wood structure




4072
Brown Weathered Spruce



4036
Aged Elm

4036
Aged Elm
152,4 x 914,4 mm
Surface embossing: Fine wood structure



4036
Aged Elm



4064
Grey Heritage Cherry

4064
Grey Heritage Cherry
184,2 x 1219,2 mm
Surface embossing: Hand-planed wood structure



4064
Grey Heritage Cherry


Pd Raumplan/Fotodesign Kalf Baumgarten, Cologne

4030
Dark Brushed Oak



4109
Endgrain Woodblock**

4109
Endgrain Woodblock**
101,6 x 914,4 mm
Surface embossing: Woodblock structure




4109
Endgrain Woodblock**



4087
Amber Classic Oak

4087
Amber Classic Oak
152,4 x 1219,2 mm
Surface embossing: Wood structure



4087
Amber Classic Oak



4102
Wild Teak

4102
Wild Teak
184,2 x 1524,0 mm
Surface embossing: Smooth wood structure




4102
Wild Teak



4112
Tanned Chevron Parquet**

4112
Tanned Chevron Parquet**
203,2 x 1219,2 mm
Surface embossing: Chevron wood structure




4112
Tanned Chevron Parquet**



4079
Roasted Oak

4079
Roasted Oak
184,2 x 1219,2 mm
Surface embossing: Natural wood structure



4079
Roasted Oak

* Pack includes both left and right pattern (right/left orientation of the chevron pattern), no pattern repeat.

**See laying instructions on Page 128



4079
Roasted Oak



Auburn

The first cold and frosty nights fall between the last sunny days. Nature delivers a fiery array of colours: Deep reds and golden highlights lend warmth to the brown tones of the autumn leaves. **Indian Summer**






4091
Vintage Timber




4066
Red Heritage Cherry



4016
Antique Oak



4089
Walnut



4023
Warm Ash



5098
Rusted Metal



5098
Rusted Metal



4086
Honey Classic Oak




1907
Nut Tree

Auburn, a delightfully warm character with an enchanting sunny radiance. Reflecting a vibrant grain with shimmering light, constantly, and in every tiny detail. Brings more atmosphere and comfort to rooms, and they seem to give off their own light.



4089
Walnut

4089
Walnut
152,4 x 914,4 mm
Surface embossing: Fine wood structure




4089
Walnut



4023
Warm Ash

4023
Warm Ash
152,4 x 1219,2 mm
Surface embossing: Wood structure




4023
Warm Ash



4066
Red Heritage Cherry

4066
Red Heritage Cherry
184,2 x 1219,2 mm
Surface embossing: Hand-planed wood structure




4066
Red Heritage Cherry



4008
French Nut Tree

4008
French Nut Tree
152,4 x 914,4 mm
Surface embossing: Fine wood structure




4008
French Nut Tree







4016
Antique Oak

4016
Antique Oak
203,2 x 1219,2 mm
Surface embossing: Relief wood structure



4016
Antique Oak

-  Bevelled edges
-  Plank
-  Tile
-  Pattern and/or colour variation




4086
Honey Classic Oak



4086
Honey Classic Oak

4086
Honey Classic Oak
152,4 x 1219,2 mm
Surface embossing: Wood structure



4086
Honey Classic Oak



4091
Vintage Timber

4091
Vintage Timber
101,6 x 914,4 mm
Surface embossing: Rustic wood structure



4091
Vintage Timber



1907
Nut Tree

1907
Nut Tree
101,6 x 914,4 mm
Surface embossing: Fine wood structure



1907
Nut Tree



5098
Rusted Metal

5098
Rusted Metal
457,2 x 914,4 mm
Surface embossing: Fine stone structure



5098
Rusted Metal

objectflor®

Your Flooring Partner

More than just groundwork.

Service

Our products are renowned to be long-lasting and quick to lay. The about 140 members of our team are also quick off the mark when it comes to customer service, advice and delivery. objectflor is one of Europe's leading providers of elastic floorings for commercial and residential properties. Our floorings are dispatched to you quickly, straight from our state-of-the-art central warehouse. Would you like a sample? Simply let us know!

Environment

All our production sites and their suppliers are certified to the ISO 9001 quality management standard and to the ISO 14001 environmental management standard. Our partners are also certified

to the international BES 6001 and SA 8000 standards. This certification guarantees responsible procurement with regard to organisational management, supply chain management and environmental and social aspects.


Online design studio

You can use our online design studio to try out the endless possibilities achievable with EXPONA design flooring. All flooring can be inserted quickly and easily into the sample photos. The rooms featured from various residential and commercial settings can be used to conveniently find the right flooring for your requirements.


www.objectflor.de

Surfaces: improving on Mother Nature.


Natural embossed surface textures:



Wood structure
an appreciation of warm beauty that also helps save the forest




Fine wood structure
incorporates the subtle charm of fine wood grain




Rustic wood structure
captures the rich, mature wonders of Mother Nature



Relief wood structure
for a beautifully lived-in appearance




Smooth wood structure
gentle on the eyes, gentle on the feet



Cross sawn structure
reflects the special characteristics of a rough finish



Hand-planed wood structure
showing the marks of skilled craftsmanship



Stone structure
tames the unbridled strength of massive stones




Fine stone structure
smooths the ruggedness of nature with a gentle caress



Basalt stone structure
embodies the rough, raw charm of the real thing

Our ten classic embosses take their cue from nature. With every respect for the real thing – and for our environment's scarce resources. That's why our LVT floorings have the appearance of living things yet are several times more resilient, low-maintenance, warm underfoot and quiet when walked on.

In-register embossed surface textures that match the decor:




Natural wood structure
resembles real wood down to the smallest detail



Woodblock structure
has a beautifully solid appearance, like freshly chopped wood



Smooth wood structure
surpasses the quarried piece



Mosaic structure
makes apparent coolness attractive both visually and to the touch




Parchment structure
realises all the fine details of special transparency




Beam wood structure
brings tangibly rough beams into the building

Here, too, our materials are inspired by Mother Nature. We borrow the texture of traditional surfaces and characteristic features of what occurs naturally. The result is surface embosses that both visibly and tangibly express the print's unique features. The surface textures match the decor.


Specially tailored embosses:



Chevron wood structure
reproduces the 45-degree wood grain



Textile structure
combines the appearance of fabric with low-maintenance PVC



Linear structure
defines the direction both visibly and tangibly

Finely graduated embosses enhance the unusual decors down to the fine details of their striking texture.



5094 & 5095 – ad-hoc design

Designs to mix and match. So far, so good.




4102 – tramline-pattern laying with planks



4102 – woven-pattern laying with planks

Are you looking for a top-quality floor that sparks a dynamic interaction with the architecture of the building? Do you want to incorporate current trends? Are you planning visually convincing solutions that should be able to withstand more wear and tear? If so, then you're on the right path with EXPONA COMMERCIAL.

www.objectflor.de



4112, 1902 – chevron/plank combination



5054, 5055 – combination of two colours



5094, 5095 – chessboard-pattern laying



5045, 5046 – herringbone-pattern laying with tiles



The floor is your playing field. And many laying suggestions.

We prepare the floor with EXPONA COMMERCIAL and unlimited design variety. And you take things further with your flooring – as individually as you like.



Size Mixed Recycled Wood




Mixed Sized Tiles

Size Mixed Recycled Wood – Planks
Decors: 4067, 4068

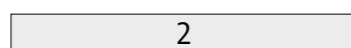
Planks are supplied in three widths and in various colour combinations.

36 planks
(76,2/101,6/152,4 x 914,4 mm,
12 planks of each size) per box.

Planks formats:



76,2 x 914,4 mm

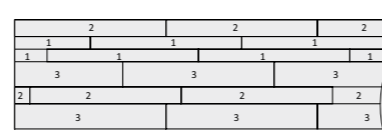
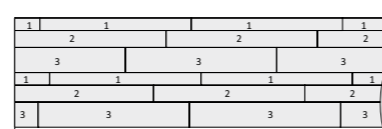


101,6 x 914,4 mm



152,4 x 914,4 mm

Examples of installation: planks



Mixed Sized Tiles
Decors: 5059, 5104


Tiles are supplied in three widths and in two different colour combinations.

30 tiles
(12 tiles of 152,4 x 609,6 mm
and 304,8 x 304,8 mm, and 6 tiles
of 304,8 x 609,6 mm) per box.


Tiles formats:



304,8 x 304,8 mm

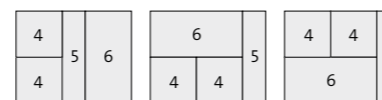


152,4 x 609,6 mm



304,8 x 609,6 mm

Examples of installation: tiles



4068 – Size Mix with herringbone-pattern flooring

Special installations.



4109 – Woodblock flooring



4109 – Woodblock flooring

Woodblock 4109 installation

Woodblock has a sturdy, solid look and always delivers its very own take on the real thing. This lets you preserve a unique look when laying the flooring.

Woodblock planks must always be laid staggered.



4111 – installation with two contrasting Chevron planks




4112 – installation with one contrasting Chevron plank

Chevron 4111 and 4112 installation

Chevron adds its own signature to a building. Two contrasting designs create interesting effects. You have the right freedom when it comes to laying the flooring.



4101 – herringbone pattern




4101 – triple herringbone pattern

Herringbone installation

Herringbone has class. Your choice of flooring defines the typical inspiration. Everything's possible, from classical to timeless elegance to Scandinavian airiness.

Inlays, logos, lettering, signage.




Inlays – ad-hoc design

Busy places are precisely where your gaze is often directed towards the floor. The culture of the building starts here. This is the ideal opportunity for your own design solution. For an eye-catcher, enticing recollections, impulse buys. For showing the way and orientation. By playing with the designs, you can clearly identify and skilfully highlight different areas.

www.objectflor.de



Inlays – showing the way



Grouting and feature strips.

To add authenticity and accentuate the natural floor design. For bevelled planks and tiles, we recommend using 2,0 mm gauge inlay strips.



4017 – grouting strips 2536



5057 – grouting strips 0036




Providing an alternative appearance with a bolder, more graphic look.






4107 – feature strips 5110

Grouting strips




Embossed surface

-  2537 (2,5 mm) / 0037 (2,0 mm) Beige 914 x 5 mm
-  2536 (2,5 mm) / 0036 (2,0 mm) Grey 914 x 5 mm
-  2538 Black 914 x 5 mm


-  2551 Light Oak 914 x 5 mm
-  2552 Mid Oak 914 x 5 mm
-  2553 Walnut 914 x 5 mm

Feature strips

Smooth surface

-  5100 Silver 1000 x 5 mm
-  5103 Black 1000 x 5 mm
-  5110 Brown 1000 x 5 mm

Planks for entrance areas.




2597 – entrance plank Grey Zone



2598 – entrance plank Tundra Zone



2599 – entrance plank Black Zone



2596 – entrance plank Ruby Zone

First impressions count. That's no secret. And that's why particularly in entrance areas, our four planks for entrance areas are the ideal supplement to EXPONA COMMERCIAL. They also keep your chosen floor clean. This protects the entire design of the floor. And ensures harmony when the corresponding colour is chosen. Or consciously sets a tone. The plank formats are easy to transport – and easy to lay.

Entrance planks

177,8 x 1219,2 mm
Surface: Velour structure

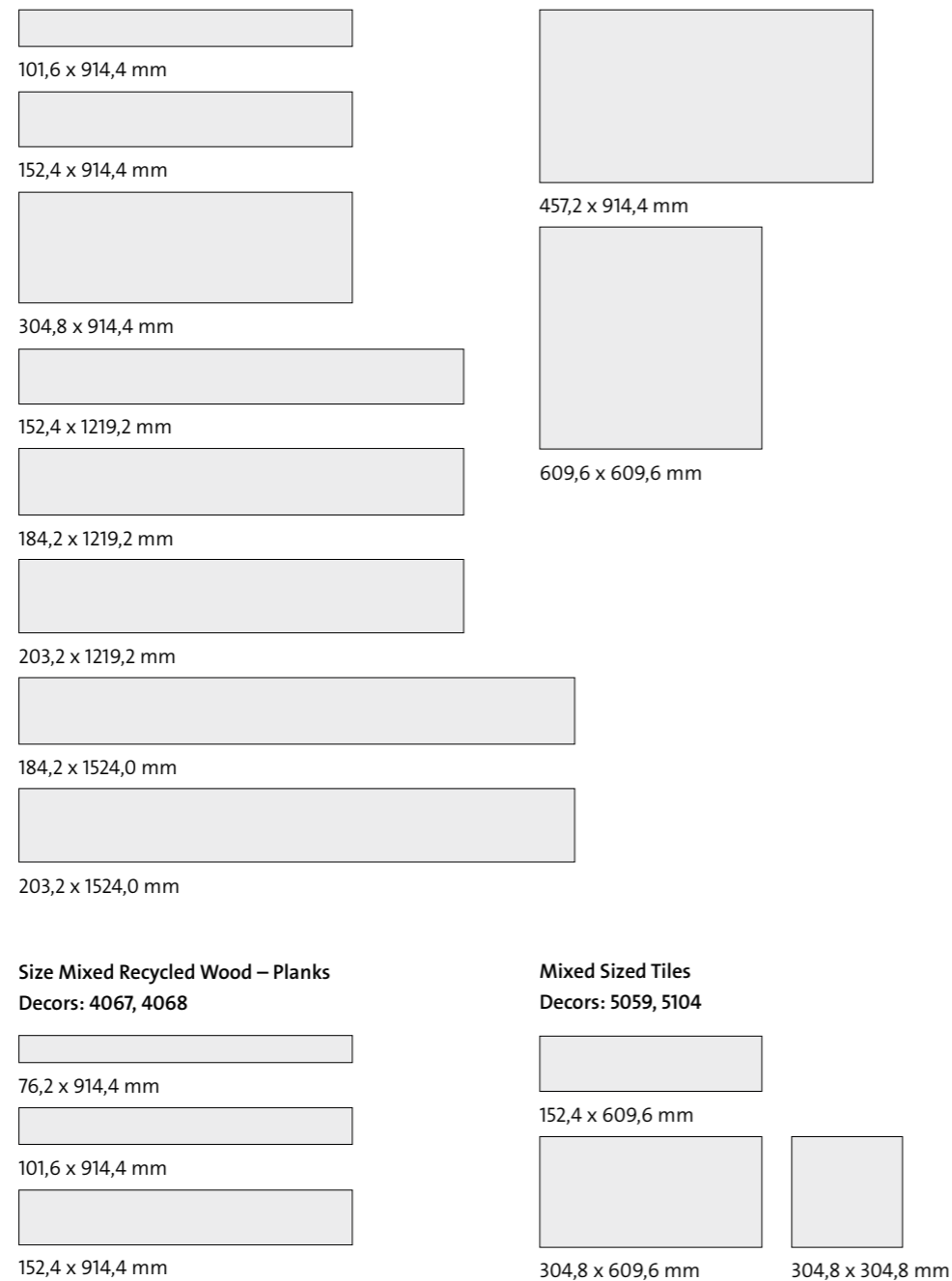
Total weight: 4280 g/m² +/- 10 %
Gauge: 9,0 mm +/- 10 %
10 planks per box with 2,17 m²



Dimensions: as infinite as nature itself.

Nature stands for freedom. A vast horizon. And this is reflected in the dimensions of our flooring. We have developed ten different formats and two format mixes for you. We make it our mission to ensure that both decor and dimensions form a harmonious whole. At the end of the day, creating the perfect atmosphere is the sum of every detail.

Planks, tiles




EXPONA COMMERCIAL is a heterogeneous PVC floorcovering which is produced using phthalate-free and bio-based plasticisers designed for use in heavy commercial areas.

Characteristics	Standards	Unit	EXPONA COMMERCIAL
Type of floorcovering	EN ISO 10582		heterogeneous, PVC
Surface treatment			PUR
Total weight	EN ISO 23997	g/m ²	4290
Performance classification	EN ISO 10874		23, 33, 42 **
Gauge	EN ISO 24346	mm	2,5
Wear layer thickness	EN ISO 24340	mm	0,55
Packaging plank, tile size	EN ISO 24342	mm	36 @ 101,6 x 914,4 = 3,34 m ² 18 @ 152,4 x 1219,2 = 3,34 m ² 24 @ 152,4 x 914,4 = 3,34 m ² 15 @ 184,2 x 1219,2 = 3,37 m ² 14 @ 203,2 x 1219,2 = 3,46 m ² 12 @ 184,2 x 1524,0 = 3,37 m ² 12 @ 304,8 x 914,4 = 3,34 m ² 11 @ 203,2 x 1524,0 = 3,41 m ² 9 @ 609,6 x 609,6 = 3,34 m ² 8 @ 457,2 x 914,4 = 3,34 m ²
Packaging Size Mixed Recycled Wood	EN ISO 24342	mm	12 @ 76,2 x 914,4 12 @ 101,6 x 914,4 12 @ 152,4 x 914,4 } = 3,62 m ²
Packaging Mixed Sized Tiles	EN ISO 24342	mm	12 @ 152,4 x 609,6 12 @ 304,8 x 304,8 6 @ 304,8 x 609,6 } = 3,34 m ²
Dimensional stability	EN ISO 23999	%	< 0,1
Residual indentation	EN ISO 24343-1	mm	0,05 ***
Colour fastness to artificial light	EN ISO 105-B02	level	≥ 6
Behaviour to fire	EN 13501-1		Bfl - s1
Slip resistance	DIN 51130 EN 13893		R10 DS
Impact sound reduction	EN ISO 10140-3	dB	2
Resistance to thermal conductivity	EN 12667 ISO 8302	m ² k/w	0,02
Assessment of static electrical propensity	EN 1815	kV	< 2
Electrical resistance to earth	EN 1081	ohm	ca. 10 ¹¹
Leakage to earth	VDE 0100 §24	ohm	> 5 x 10 ⁴
Chemical resistance	EN ISO 26987		*
Abrasion group	EN ISO 10582		type I
Castor chair suitability	ISO 4918		yes, type W, EN 12529
Underfloor heating suitability	EN 1264-2		suitable max. 27 °C
AgBB VOC test			below quantifiable levels
Environmental product declaration	EN 15804		DGNB Navigator: www.dgnb-navigator.de

* Resistant depending on concentration and time of exposure. In case of increased impact of oils, grease, acids, alkalis and other aggressive chemicals, please contact us.
 ** Heavy rolling loads to be avoided
 *** Averaged test value from current production

Subject to change due to further technical development.
 You will find the most up-to-date technical specifications and certificates on our website www.objectfloor.de.



Connected to nature. Committed to sustainability.

Our high quality standards ensure that EXPONA COMMERCIAL design floor-coverings meet all the requirements in terms of sustainability and a healthy indoor climate. All floorcoverings are regularly tested for emissions and they consistently achieve the best levels as laid down in strict guidelines.

In France, product tests are performed using the test method in accordance with ISO 16000 and the emissions behaviour of VOCs is assessed. All EXPONA COMMERCIAL flooring has been given the best **rating A+**.

EXPONA COMMERCIAL design flooring has the **“Indoor Air Comfort Gold”** rating. This certificate issued by Eurofins is awarded to products with VOC emission levels below any globally determined VOC limits.

All EXPONA COMMERCIAL flooring is also **100% recyclable** and can be reused in materials and fuel. The recycled materials are integrated into new production insofar as this is possible.

As a member of the European Resilient Flooring Manufacturer’s Institute (ERFMI), objectflor – a subsidiary of James Halstead plc – supports the goal of sustainable building and has drawn up an **environmental product declaration (EPD)** for the flooring EXPONA COMMERCIAL. EXPONA floorings have been assessed in accordance with the EN 15804 programme of the „Institut Bauen und Umwelt e.V.“ (IBU) for ecological building assessment.

EXPONA floorings hold **FloorScore**, **BRE** and **LEED Credits** certification around the world.



Contact.

www.objectflor.de

info@objectflor.de

Tel. +49 (0) 2236 96633-0

Fax +49 (0) 2236 96633-99

The samples shown are only a part of the product illustrated. They only show a small part of the whole design and colour. Colour paper printing can only reproduce the colours to a certain extent. When selecting colours, you should obtain original samples. We will happily send you these at short notice. Please order on the Internet using the sample dispatch section.

James Halstead™
FLOORING

International/UK
Polyflor Ltd.
Tel. +44 (0) 161 767 1111
info@polyflor.com

Australia
Polyflor Australia
Tel. +613 9215 4400
Tel. 1800 777 425
sales@polyflor.com.au

Canada
Polyflor Canada Inc.
Tel. +1 905 364 3000
sales@polyflor.ca

Hong Kong
Polyflor Hong Kong
Tel. +(852) 2865 0101
info@polyflor.com.hk

India
Polyflor India Pvt Ltd
Tel. +91 22 4023 2485
info@polyflor.co.in

Ireland
Polyflor Ireland
Tel. +353 (1) 864 9304
salesireland@polyflor.com

New Zealand
Polyflor New Zealand Ltd
Tel. +64 9 269 1111
Tel. 0800 765 935
sales@polyflor.co.nz

Norway
Polyflor Nordic
Tel. +47 23 00 84 00
firmapost@polyflor.no

Poland
Polflor Sp. Z O.O.
Tel. +48 (0) 61 820 3155
polyflor@polflor.com.pl

Russia
Polyflor Contract Ltd.
Tel. +7 (812) 332 42 02
info@polyflor.ru

South Africa
Poly Sales Africa (Pty) Ltd.
Tel. +27 11 609 3500
info@polyflor.co.za

Sweden
FalckDesign AB
Tel. +46 (0) 300 15820
info@falckdesign.com

www.polyflor.com

objectflor®
Your Flooring Partner

Central Europe
objectflor
Art und Design Belags GmbH
Wankelstr. 50
50996 Köln
Germany
Tel. +49 (0) 2236 96633-0
Fax +49 (0) 2236 96633-99

info@objectflor.de
www.objectflor.de



James Halstead FRANCE
JAMES HALSTEAD FRANCE SAS

France
James Halstead France SAS
Campus Saint Christophe
10, avenue de l'Entreprise
95861 Cergy-Pontoise
France
Tel. Indigo 08.20.20.32.11

info@jhfrance.fr
www.jhfrance.fr

